

VISUAL ORGANIZERS!

What Are They? Are They Good for Anything?!


WHAT ARE THEY?

- Ways to show characteristics of concepts, relationships among ideas, chronology of events, and how things work

ARE THEY GOOD FOR ANYTHING?! YES!

- For studying for tests: it is easier to remember a timeline, picture, or chart than lots of pages of writing
- For developing critical thinking skills: it takes more brain power to figure out how to create a **Chain** or **Web** of information (see examples on back) than to just read (and re-read...) your notes and texts
- For using better memorizing techniques: it is easier to remember things when they are 'chunked' together in larger groups, instead of learning lots of separate pieces of information

TAKE A LOOK AT THESE VISUAL ORGANIZERS!



Need More Ideas?


The Center for Student Learning



at the Addlestone Library

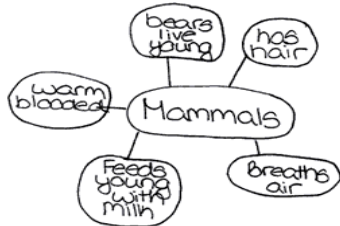
www.cofc.edu/~csl

843.953.5635



← **TREE**—for hierarchies

- show classifications
- show analysis
- show how things are structured
- show attributes (characteristics)
- show examples



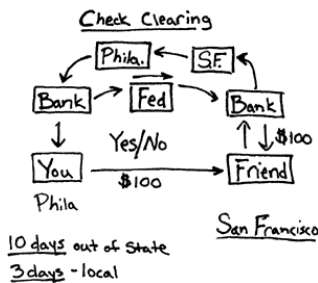
← **WEB**—for concepts

- for definitions
- for attributes
- for examples

Letter	Cause	14 pts.	Versailles
F	Freedom of Seas	Freedom of Seas	Nothing
A	Alliance	No Secret Treaties	Nothing
M	Militarism	Reduce Levels	Allies ↑ Destroy German Military
I	Imperialism	Ajust colonies	Nothing (divided German colonies) Alsace Lorraine goes France
N	Nationalism	New Countries	Agree
E	Economics	Free Trade	\$33 Billion

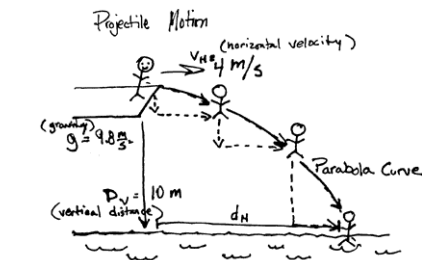
← **CHART**—for similar concepts

- compare
- contrast
- show attributes



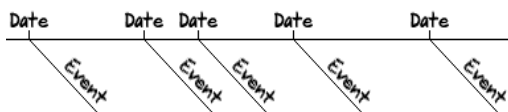
← **CHAIN**—for changes over time

- show process
- show sequence
- show cause and effect
- show chronology (time frame)



← **SKETCH**—for visualizing a description

- show physical structures
- show descriptions
- show space relations
- show concrete objects
- show visual images



← **TIME LINE**—for chronology

- show sequence
- show concurrent events